	DESSINE	CALQUE:	VERIFIE	SURFACE: 0m²75.
E.S. NAMUR	DRESSE, L'INSP. I.L. 10-7-80			
INSTRUCTIONS LOCALES 111_165.43		APPROUVE, L'IPES 10.7.80		

LIGNE 165

HALANZY

BLOCK 51

SCHEMA ANNEXE A L'INSTRUCTION LOCALE

DATES	MODIFICATIONS	SIGNATURES	

1_ SCHEMA DES VOIES

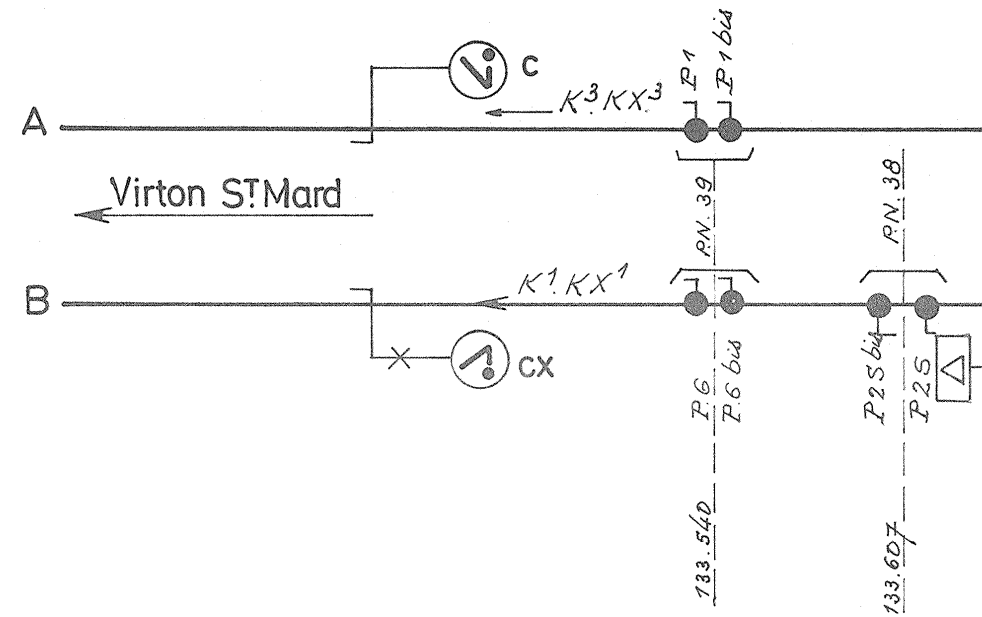

C
K³ KX³
P1
P1 bis
A
P.N. 39
P.N. 38
Virton St Mard
K¹ KX¹
B
CX
P6
P.6 bis
P25 bis
P25
133.540
133.607

$K \rightleftarrows C = \frac{1.2.\ \text{🔒}123}{\bullet}$

$K \rightleftarrows CX = \frac{1.\ \text{🔒}121}{2}$

$KX \rightleftarrows C = \frac{1.\ \text{🔒}243}{2}$

$KX \rightleftarrows CX = \frac{\text{🔒}243\ \ \text{🔒}121}{1.2}$

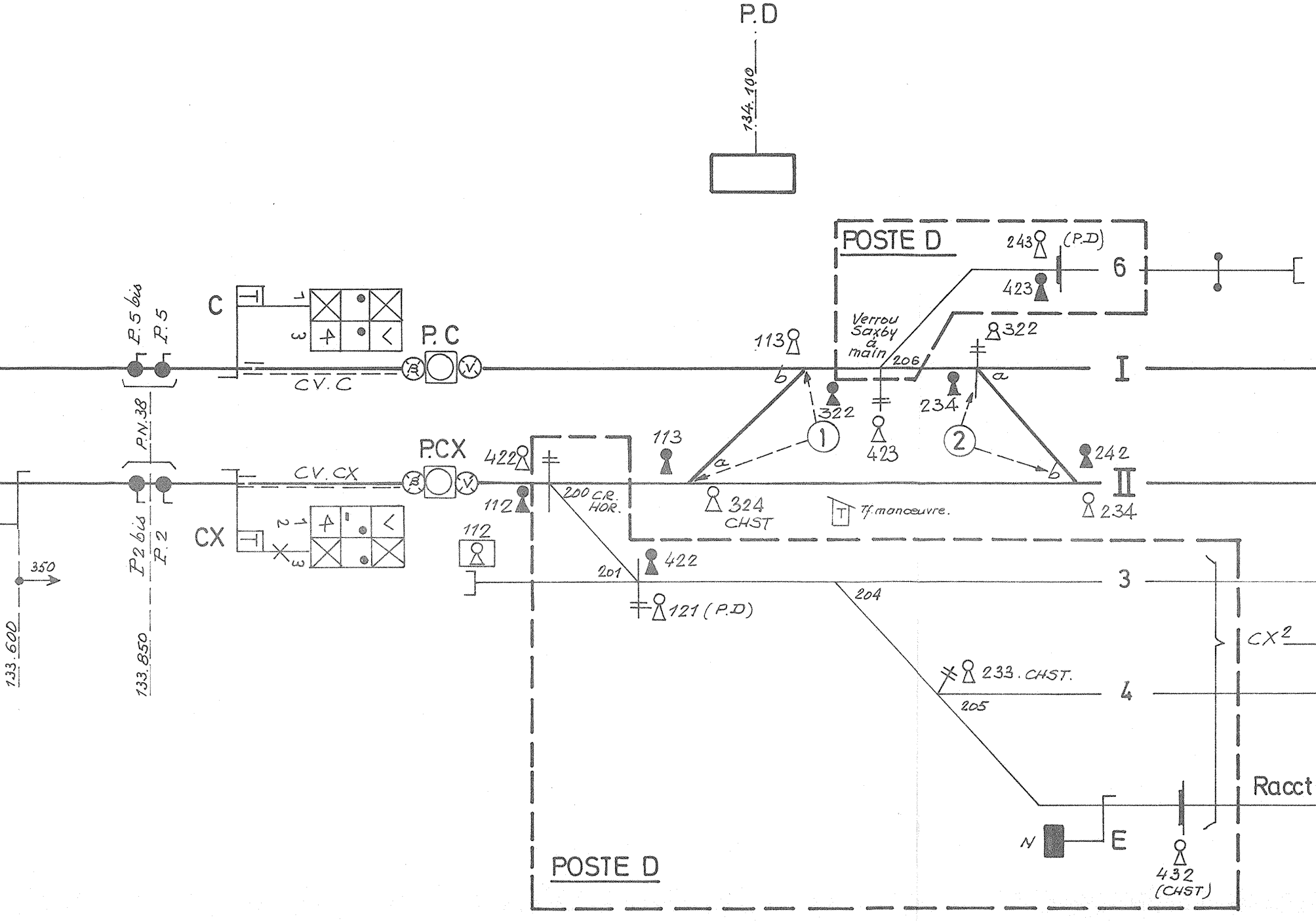
P.D
134.100
POSTE D
243 (P.D)
6
423
C
1
3
P.C
P.5 bis
P.5
113
Verrou Saxby à main
206
322
I
b
a
322
234
423
1
2
CV.C
P.N.38
P.CX
422
113
242
CV.CX
a
b
II
112
200 CR. HOR.
324 CHST
T Tf. manœuvre.
234
CX
2
1
3
P2 bis
P.2
112
422
201
3
204
121 (P.D)
350
133.600
133.850
CX²
233 . CHST.
205
4
Racct
N
E
432 (CHST)
POSTE D

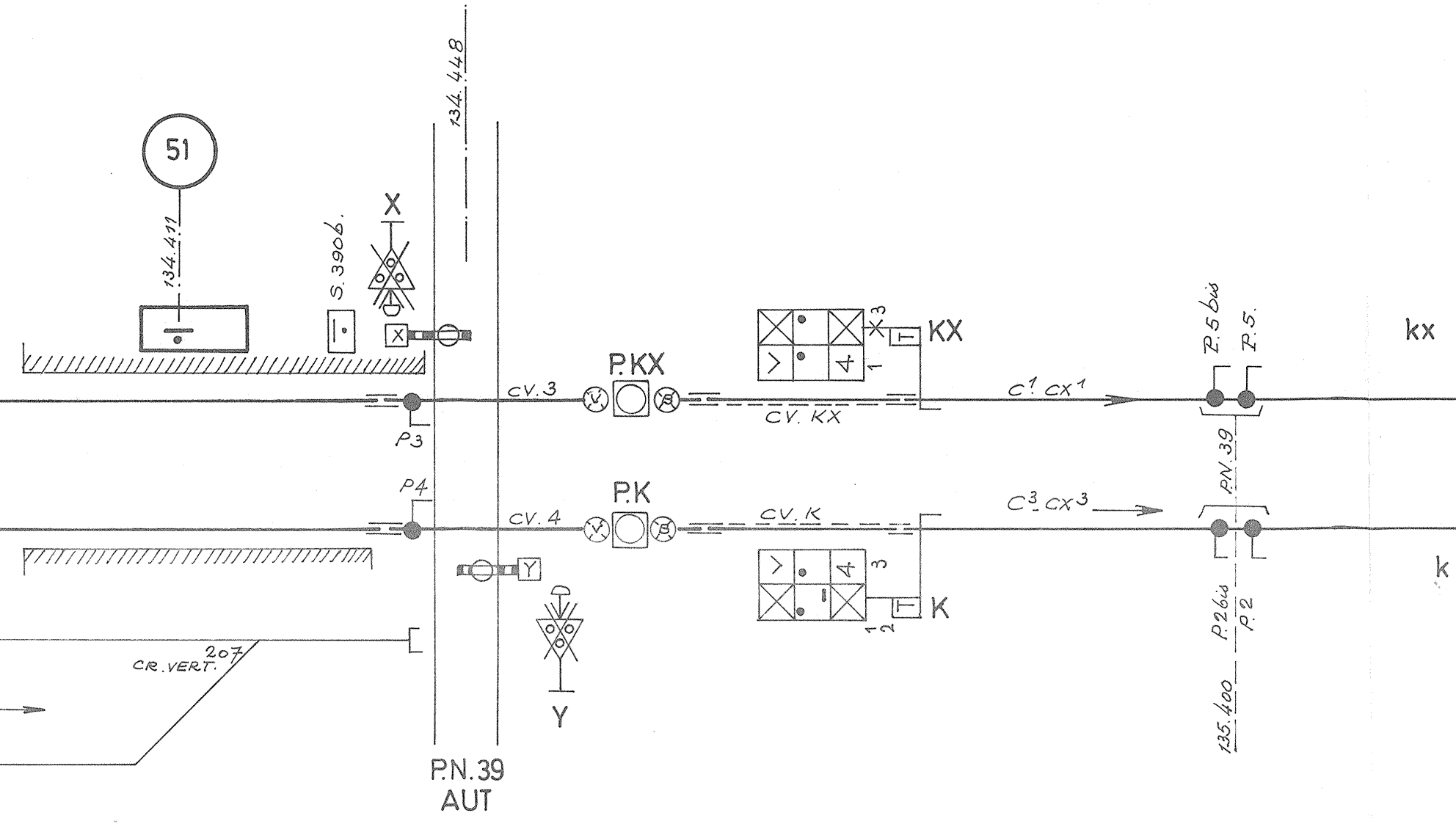
51
134.411
S.3906.
X
134.448
P.KX
CV.3
P3
CV. KX
KX
X3
1
C1 CX1
P.5 bis
P.5.
kx
P4
P.K
CV.4
CV.K
C3 CX3
P.N.39
k
3
K
1
2
Y
CR.VERT. 207
P.2bis
P.2
135.400
P.N.39
AUT

M.M.M.H. Montreuil

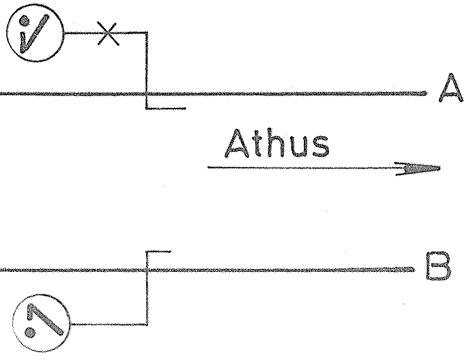

2_COMMANDE GROUPE SECOURS ET INCENDIE

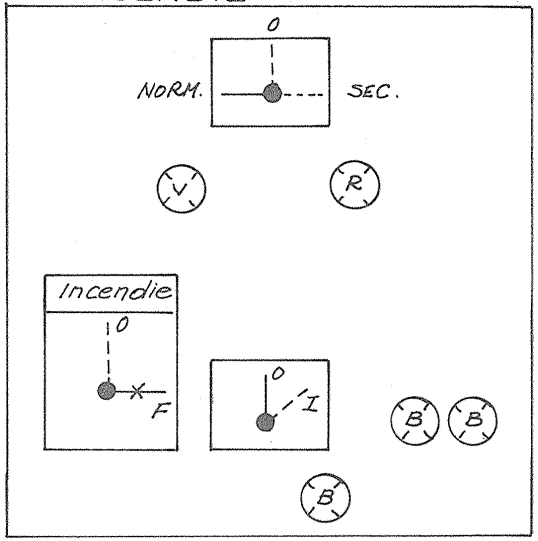
0
NORM.
SEC.
V
R
Incendie
0
F
0
I
B
B
B

3_TABLEAU E2 DE COMMANDE DU P.N. 39.

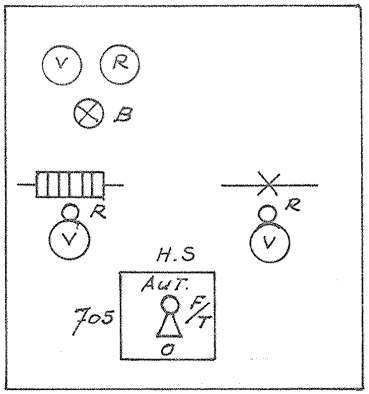
V
R
B
R
V
R
V
H.S
AUT.
F/T
O
705

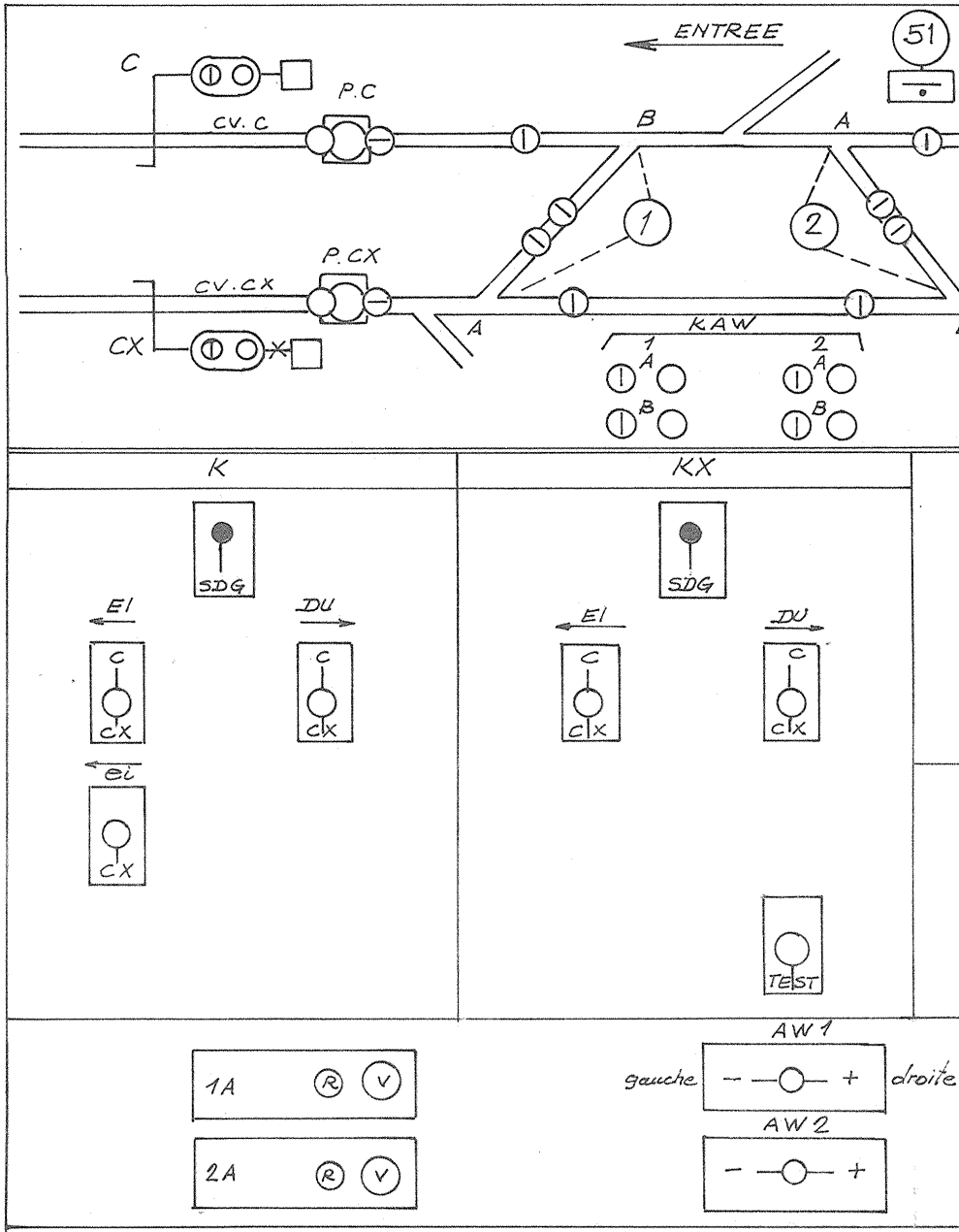
ENTREE
(51)
C
P.C
CV.C
B
A
1
2
P.CX
CV.CX
CX
A
KAW
1
A
B
2
A
B
K
KX
SDG
SDG
EI
DU
C
CX
C
CX
ei
CX
EI
DU
C
CX
C
CX
TEST
AW1
gauche
droite
1A
R
V
2A
R
V
AW2

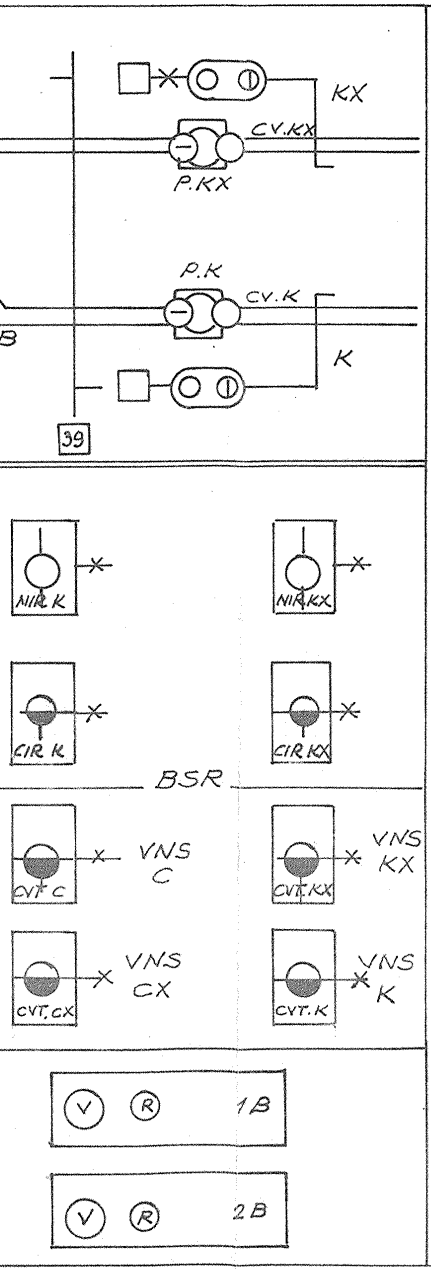
KX
CV.KX
P.KX
P.K
CV.K
K
B
39
NIR K
NIR KX
CIR K
CIR KX
BSR
CVT C
VNS
C
CVT KX
VNS
KX
CVT.CX
VNS
CX
CVT.K
VNS
K
V
R
1B
V
R
2B

4_BATI

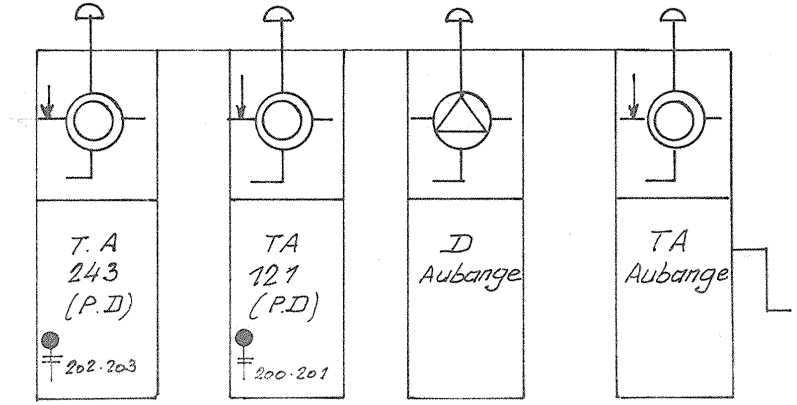
T. A
243
(P.D)
202·203
TA
121
(P.D)
200·201
D
Aubange
TA
Aubange

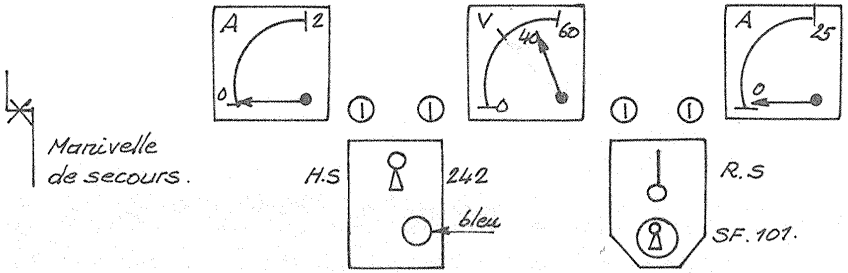
A
2
0
V
40
60
0
A
25
0
Manivelle
de secours.
H.S
242
bleu
R.S
SF.101.

5_POSTE D

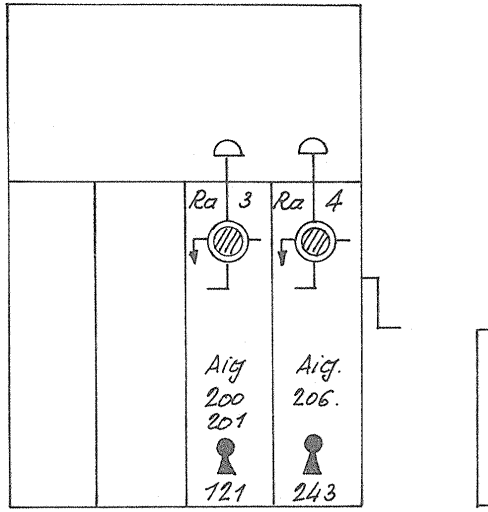
Ra
3
Ra
4
Aig
200
201
121
Aig.
206.
243

6_RELATIONS TELEPHONIQUES

A_1er Appareil.

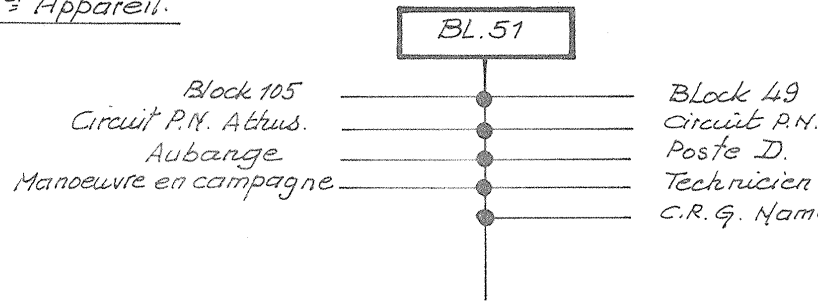
BL.51
Block 105
Circuit P.N. Athus.
Aubange
Manoeuvre en campagne
Block 49
Circuit P.N.
Poste D.
Technicien
C.R.G. Nam

B_ 2e Appareil.

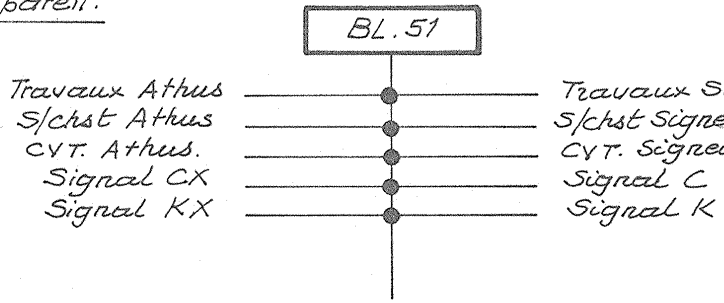
BL.51
Travaux Athus
S/chst Athus
CVT. Athus.
Signal CX
Signal KX
Travaux S
S/chst Signe
CVT. Signea
Signal C
Signal K

C_ 3e appareil.

Réseau SNCB. 952-53

D_ 4e appareil. Réseau SNCB. 952-76.18

Téléphone
avec BR

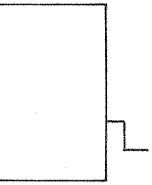

+ 46
Latour.

ELM.
ur.

igneulx.
ulx + Virton.
ulx
.

7_ ARMOIRE VITREE

Clés en service

○ 233 aig. 205.	○ 324 H.S.	○ 432 taquet racc^{t}	○ SF 101 R.S.	○ KIS WK 10 armoire sig. CX2

Clés plombées

Ø SF101 R.S	Ø 113 H.S 1A	Ø 121 Aig. 201	Ø 233 Aig. 205.	Ø 234 HS 2A	Ø 242 HS 2B	Ø 243 Taq. V.6	Ø 112 aig 200.	Ø 422 aig 201
Ø 322 H.S 1B.	Ø 324 H.S	Ø 423 Verrou aig. 206	Ø 432 Taquet racc^{t}		Ø Ø 705 + Wilka G P.N. 39.		Ø Ric. chauff.	Ø KIS WK 10 armoire CX2